

# MOTION Executive sit-stand desks



## FEATURES

- Height adjustment;
- Integrated power sockets;
- Smart cable management solutions;
- Different style and design for veneer and melamine versions;
- The integrated anti-collision function helps prevent damage to the desk or its surroundings.

## TECHNICAL INFORMATION

### Desktop

- Veneer desktop - 25 mm MDF covered in veneer with sloping painted edges and painted bottom part;
- Melamine desktop – 25 mm MFC with 2 mm ABS edging.

### Desktop types

- Veneer desktop with matching veneer grommet;
- Veneer desktop with flip sockets and USB charger;
- Melamine desktop with metal grommet;
- Melamine desktop with flip sockets and USB charger.

### Desk control button types

- MA - up and down drive and 3 memory position;
- LA - up and down drive, 2 memory position, automatic drive on memory position, LED reminder, integrated Bluetooth.



MA



LA



## Panel leg

- Veneer/HPL panel leg - 18 mm chipboard covered in veneer. 18 mm chipboard inserts covered in HPL. 18 mm MFC bottom part (not visible). 1,5 mm veneer edging;
- Melamine panel leg – 18 mm MFC with 1mm edging.

## Frame

- L-shaped angle - 60x45x460mm / 60x60x460mm / 30x50x450mm (depending on table configuration);
- Metal tube - 40x20 mm;
- Powder coated metal, matches the colour of columns.

## Pedestal with integrated leg

### Carcass

- Veneer/HPL pedestal - 18 mm MDF covered in veneer with 1,5/0,5 mm edging;
- Veneer/HPL pedestal - 18 mm chipboard covered in veneer with 1,5/0,5 mm edging;
- Melamine pedestal - 18 mm MFC with 1 mm edging;
- 18 mm black MFC (melamine) with 0,5 mm edging (inner not visible parts).

### Doors, drawer fronts

- Veneer /HPL pedestal - 16 mm chipboard covered in HPL with 1 mm edging;
- Melamine pedestal - 16 mm MFC with 1 mm edging.

### Inner drawers

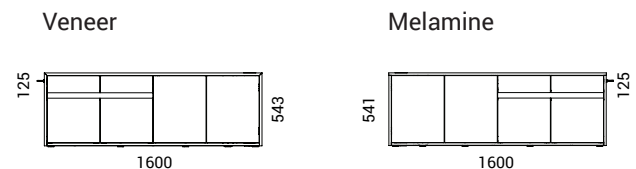
- Veneer /HPL pedestal - 12 mm chipboard covered in veneer with 0,5 mm edging;
- Veneer /HPL pedestal - 16 mm chipboard covered in veneer with 0,5 mm edging;
- Melamine pedestal - 12 mm MFC with 0,5 mm edging (only black/white colors available);
- Melamine pedestal - 16 mm MFC with 0,5 mm edging (only black/white colors available).

## Lifting columns

- Two (2) level columns only;
- Two motors;
- Soft start and soft stop;
- Lifting speed: up to 38 mm/sec;
- Stroke length: 500 mm;
- Rectangular tube dimensions: 50x80 mm;
- Lifting capacity: up to 80 kg;
- Powder coated metal, matches the colour of frame;
- Column levellers, up to 10 mm;
- Columns are covered or integrated into pedestal.

### Pedestal features

- Left or right;
- Veneer + HPL or MFC;
- Integrated table leg;
- Full extension runners with soft closing mechanism;
- Push open door with adjustable shelf;
- Service door (not usable);
- Top drawer with lock;
- Drawer load capacity - 10kg;
- Carcass edges connected in 45° (veneer version);
- Only black or white inner drawer parts (MFC version);
- Adjustable height levelling feet.



## ELECTRICAL SPECIFICATION

### Electronic data of power unit for columns

- Input: 110-240V;
- Frequency: 50/60Hz;
- Output: 18V;
- Power Plug: EU, UK, CH, FR;
- Energy consumption: standby 0,01W;
- Operating Cycle: 1 minute on, 9 minutes off.

### Grommet, wire management and power connectivity

- Built-in hidden power sockets (4xAC) or integrated flip power sockets with additional USB charger (3xVAC + double USB-A);
- Cable management box under grommet or integrated sockets included;
- Spiral power cable attached to panel leg or wired through pedestal (depending on table configuration).



Metal grommet

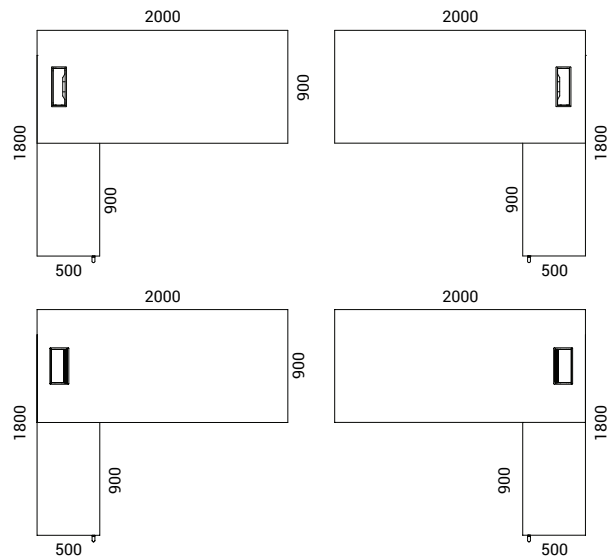
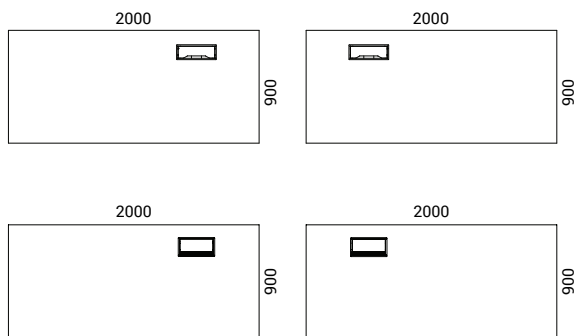
Wood grommet

Flip sockets

## RANGE

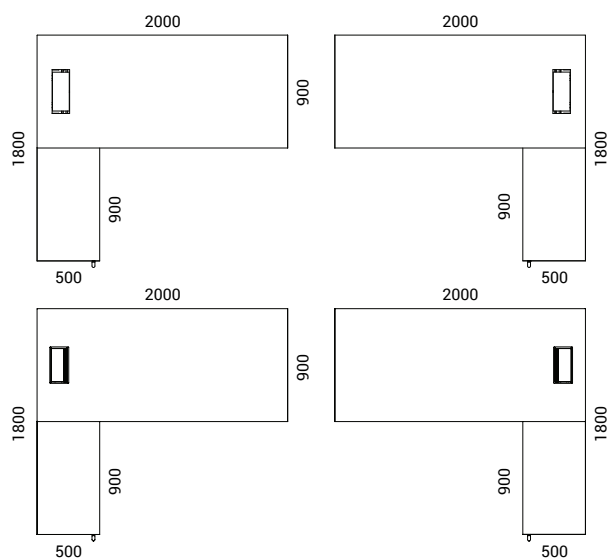
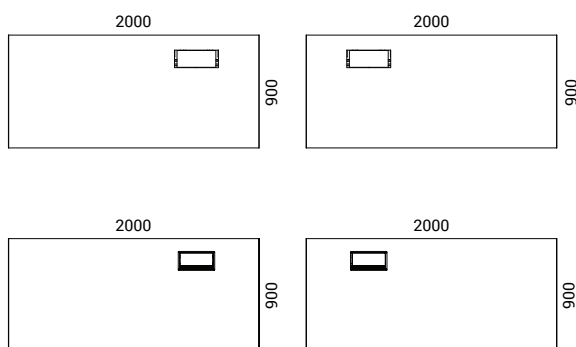
### Melamine

Desk height: 700 – 1200 mm




### Veneer

Desk height: 700 – 1200 mm



### Optional



Felt-lined drawer insert



Modesty panel



File railing set for one bottom drawer EU/UK