

NOVA

TECHNICAL INFORMATION



H 1125

L 3470
W 935L 3340
W 1735L 3200
W 935L 1600; 1800
W 935

H 740

L 3200
W 800L 1600
W 800L 800
W 600

Desktop

- 25 mm MFC (melamine) with 2 mm ABS edges;
- 10 mm gap between the legs and the desktop.

Metal beam

- Metal tube - 40x20 mm;
- With welded metal plates for leg fixing;
- Powder coated metal, colour matches to the legs.

Legs

- Welded metal tube - 40x40 mm;
- Powder coated metal;
- Plastic feet with height levelling (+10 mm);
- Desk height - 740 mm.

Modesty panels

- 18 mm MFC (melamine) with 0.5 mm ABS edges;
- Insert line from Plexiglas (Perspex) 6 mm.

Tops


- 25 mm MFC (melamine) with 2 mm ABS edges.

MATERIALS

Melamine
(combinations
available):

P T D1 U M1 N N1

Plexiglas:



R01 R03 R06 R07

Metal:



E M T1

QUALITY STANDARD

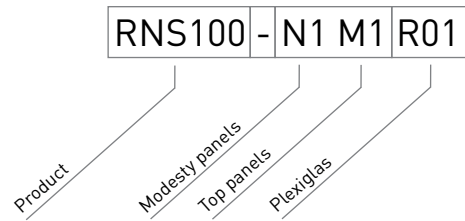
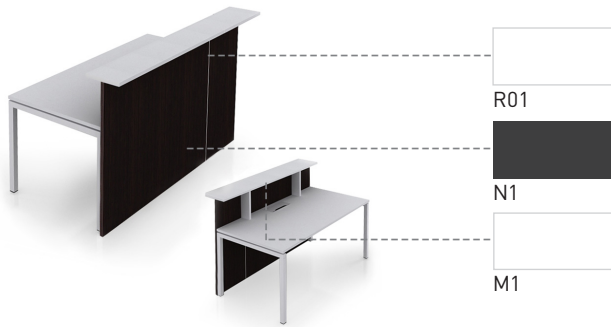
- LST EN 527-1:2011
- LST EN 527-2:2003

GUARANTEE

- 5 year


ORDERING EAMPLE

Code structure



! DESKS MUST BE ORDERED SEPARATELY

Must be ordered (for desk with cut-out)



Metal grommet

OR




Plastic grommet
with a box

Optional



Power socket
block



Cable trays



Cable clips



Cable ducts