

## Melamine



D1 - Whitened oak



D2 - Amber oak



D4 - Dark walnut




M1 - White



N1 - Dark grey



J4 - Black



M1D2 - White with amber oak edge



N3 - Pearl grey



N2 - Cubanit grey




D5 - Grey wood



D3 - Sand Ash

## Metal




E - White




M - Metallic



T1 - Dark grey



A - Black



S1 - Deep bronze



ME1 - Dusty rose



ME2 - Avocado green